

LAY MULCH

GROUND COVER TO SUPPRESS WEEDS & REDUCE EVAPORATION

FINE MULCH

COTTAGE MULCH



EUCIE MULCH



APPLICATION INSTRUCTIONS:

- Remove existing weeds and any rubbish.
- If desired fertiliser can be applied at this time.
- Apply mulch at the rate of 75 -100mm.

FINE MULCH
RECOMMENDED
FOR SLOPES



EXISTING SOIL

WOOD CHIP

HARDWOOD CHIP



RED WOOD CHIP




PINE BARK



NOTE:

- Ensure mulch is pulled back from woody stems to allow air flow and avoid moisture build up



EXISTING SOIL

PLAYGROUNDS

ECOSAFE SOFTFALL




CERTIFIED
PLAYGROUND
MULCH



APPLICATION INSTRUCTIONS:

- Apply mulch according to specifications or a minimum depth of 200mm
- An additional 20% should be laid in high traffic areas, such as under slippery dips and swings.



EXISTING SOIL

POINTS TO CONSIDER

Organic mulches are derived from natural materials and are placed over the ground to protect the soil surface.

Mulching is a beneficial gardening practice offering the following benefits:

- Minimises erosion – From wind, storm water runoff and raindrop impact.
- Reduces evaporation rates, maintaining soil moisture.
- Retards weed growth.
- Moderates soil temperature.
- Enhances conditions for micro-organism growth by adding soil carbon.
- Improves the appearance of the garden area and highlights plant foliage.
- Slow decomposition adds nutrients to the soil in the longer term.

**Whatever you grow
and wherever you grow it,
there are many ways
we can help.**

Soilco is a producer of organic soil improvers.


We create a range of soil, compost and mulch products to regenerate your environment for dynamic growth.

1300 254 443
soilco.com.au

or contact a local
distributor near you

LAY MULCH

GROUND COVER TO
SUPPRESS WEEDS &
REDUCE EVAPORATION



soilco.com.au

